

tel: 416-291-7371 1-800-565-8401
fax: 416-291-8049 1-888-811-2264

web: www.vibro-acoustics.com
eml: info@vibro-acoustics.com

**3" (76 mm) Deflection CSR
Restrained Spring Isolators
(Hot Dip Galvanized Housing)**

CSR-3A-H

File No.: DS-CSR3-H-004

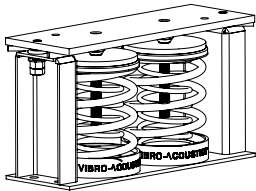
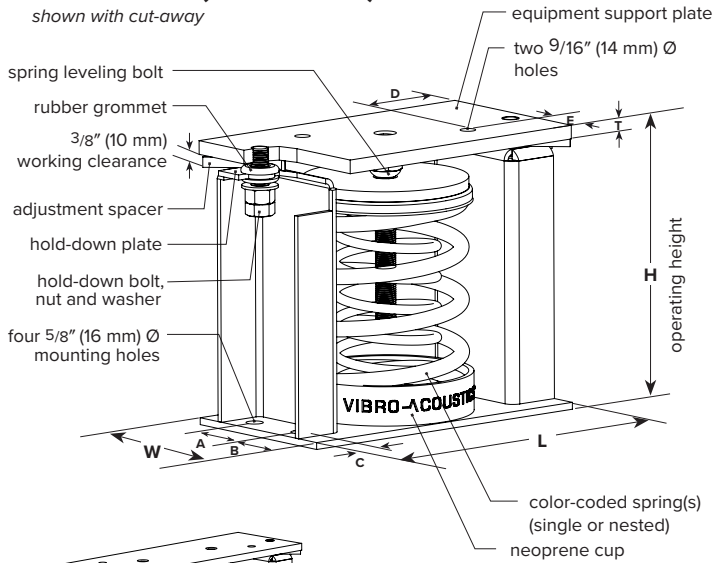
Date: 18 Jun 2019

Supersedes: DS-CSR3-H-003

Date: 2 May 2017

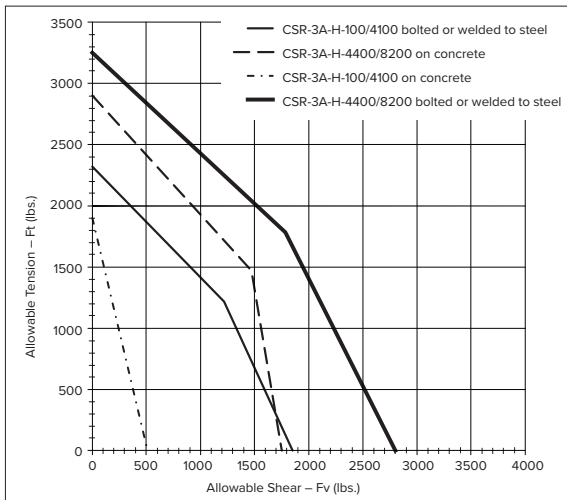
CSR-3A-H (100-4100)

shown with cut-away



CSR-3A-H (4400-8200)
includes two spring
assemblies

D	3 3/8" (86 mm)
E	1 3/4" (44 mm)



- Bolted loads are based on using (4) A307 bolts
- CSR-3A-H-100/4100 concrete loads are based on using (2) 1/2" Hilti KB TZ anchors diagonally placed at 2" embedment and 4" edge distance with 4" thick 3000 psi concrete
- CSR-3A-H-4400/8200 concrete loads are based on using (4) 1/2" Hilti KB TZ anchors at 3 1/4" embedment and 4 1/4" edge distance with 6" thick 3000 psi concrete
- Ratings for concrete are not valid for seismic applications

PERFORMANCE

Model	Spring Color outer-inner	Rated Load		Deflection at rated load		Isolator Weight †	
		lb	kN	in	mm	lb	kg
CSR-3A-H-100	Black	100	0.44	3.2	81	32.7	14.8
CSR-3A-H-200	Black-White	200	0.89	3.1	79	35.0	15.9
CSR-3A-H-300	Grey	300	1.33	3.1	79	33.7	15.3
CSR-3A-H-400	Grey-White	400	1.78	3.1	79	36.0	16.3
CSR-3A-H-500	Grey-Yellow	500	2.22	3.0	76	36.1	16.4
CSR-3A-H-600	Orange	600	2.67	3.3	84	33.1	15.0
CSR-3A-H-700	Orange-White	700	3.11	3.3	84	35.4	16.1
CSR-3A-H-800	Green	800	3.56	3.0	76	33.4	15.2
CSR-3A-H-900	Green-White	900	4.00	3.0	76	36.1	15.4
CSR-3A-H-1000	Green-Yellow	1000	4.45	3.0	76	36.2	16.4
CSR-3A-H-1200	Green-Red	1200	5.34	3.0	76	36.6	16.6
CSR-3A-H-1500	White	1500	6.67	3.0	76	33.8	15.3
CSR-3A-H-1900	White-Red	1900	8.44	3.0	76	36.7	16.6
CSR-3A-H-2200	White-Blue	2200	9.97	3.0	76	37.0	16.8
CSR-3A-H-2500	White-Black	2500	11.12	3.0	76	36.7	16.6
CSR-3A-H-3000	Red	3000	13.35	3.0	76	37.0	16.8
CSR-3A-H-3300	Red-Red	3300	14.68	3.0	76	38.6	17.5
CSR-3A-H-3600	Red-Blue	3600	16.01	3.0	76	39.0	17.7
CSR-3A-H-4100	Red-Black	4100	18.24	3.0	76	39.7	18.0
CSR-3A-H-4400	(2)White-Blue	4400	19.57	3.0	76	59.4	26.9
CSR-3A-H-5000	(2)White-Black	5000	22.24	3.0	76	58.8	26.7
CSR-3A-H-5600	(2)Red	5600	24.91	3.0	76	57.1	25.9
CSR-3A-H-6600	(2)Red-Red	6600	29.36	3.0	76	60.3	27.4
CSR-3A-H-7200	(2)Red-Blue	7200	32.03	3.0	76	62.0	28.1
CSR-3A-H-8200	(2)Red-Black	8200	36.48	3.0	76	63.0	28.6

† weights are approximate

DIMENSIONS

Model	L	W	H	A	B	C	T	
CSR-3A-H	in	mm	in	mm	in	mm	in	
100-4100	12	305	6 1/2	165	10 3/8	264	2 1/2	64
4400-8200	19	483	6 1/2	165	10 3/8	264	2 1/2	64

NOTES

- Laterally and vertically restrained spring type isolators with housings and heavy top plates for equipment support
- Welded steel construction housings with vertically restraining limit stops
- Top plate and restraining bolts are designed to be out of contact with housing during normal operation
- Neoprene grommets are incorporated to minimize short-circuiting of restraining bolts
- Minimum 50% additional travel to solid
- Minimum k_x/k_y ratio of 0.8
- Housing is hot-dipped galvanized
- All springs are powder-coated
- All components are painted, plated, or coated for outdoor use
- If less than 80% of the top plate is covered by the supported equipment, use an additional plate on top of the isolator

Project:	plan view of mount locations 	1:	6:		
Customer:		2:	7:		
Consultant:		3:	8:		
Dwg No.:		Rev.:	Drawn by:	4:	9:
V-A Project Manager:		5:	10:	QTY of sets required:	
TAG:	EQUIPMENT:				
COMMENTS:	DATE:				