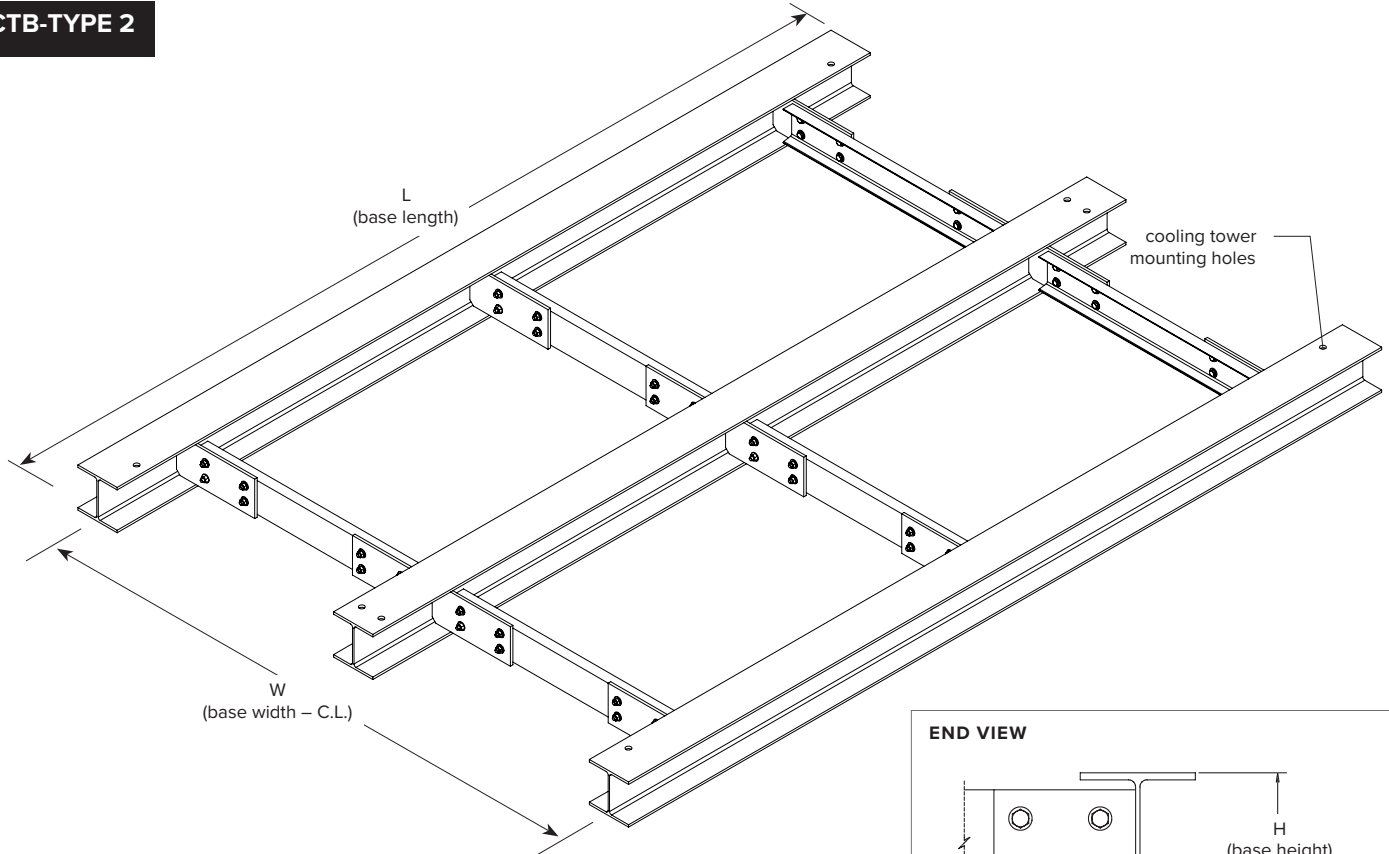
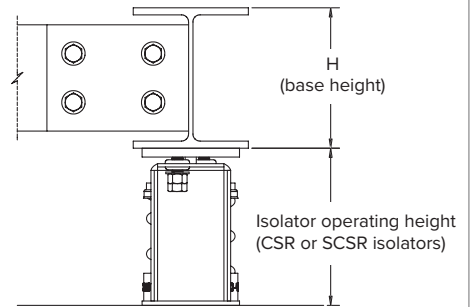


### CTB-TYPE 2



#### END VIEW



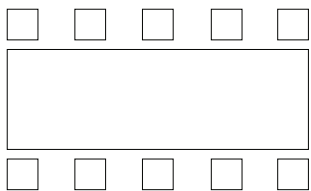
#### STANDARD OPTIONS (not shown in diagram)

- Special finish
- Hot-dip galvanized
- Epoxy paint
- Enamel paint

#### NOTES

- The diagram shown is for reference only. Actual product may vary in appearance depending on the requirements of the cooling tower supported.
- This datasheet is not intended for final submittal purposes

Equipment			Base Dimensions and Weight				Isolation	
Manufacturer	Model	Operating Weight (lb)	L (in)	W (in)	H (in)	Base Weight (lb)	Isolator Nominal Deflection (in)	Total Operating Weight (lb)

<b>Project:</b>			<b>Plan view of mount locations:</b> 				<b>1:</b>	<b>6:</b>
<b>Customer:</b>							<b>2:</b>	<b>7:</b>
<b>Consultant:</b>							<b>3:</b>	<b>8:</b>
<b>Dwg No.:</b>	<b>Rev:</b>	<b>Drawn by:</b>					<b>4:</b>	<b>9:</b>
<b>V-A Project Manager:</b>							<b>5:</b>	<b>10:</b>
<b>Tag:</b>		<b>Date:</b>	<b>QTY of sets required:</b>					
<b>Comments:</b>			<b>Equipment:</b>					