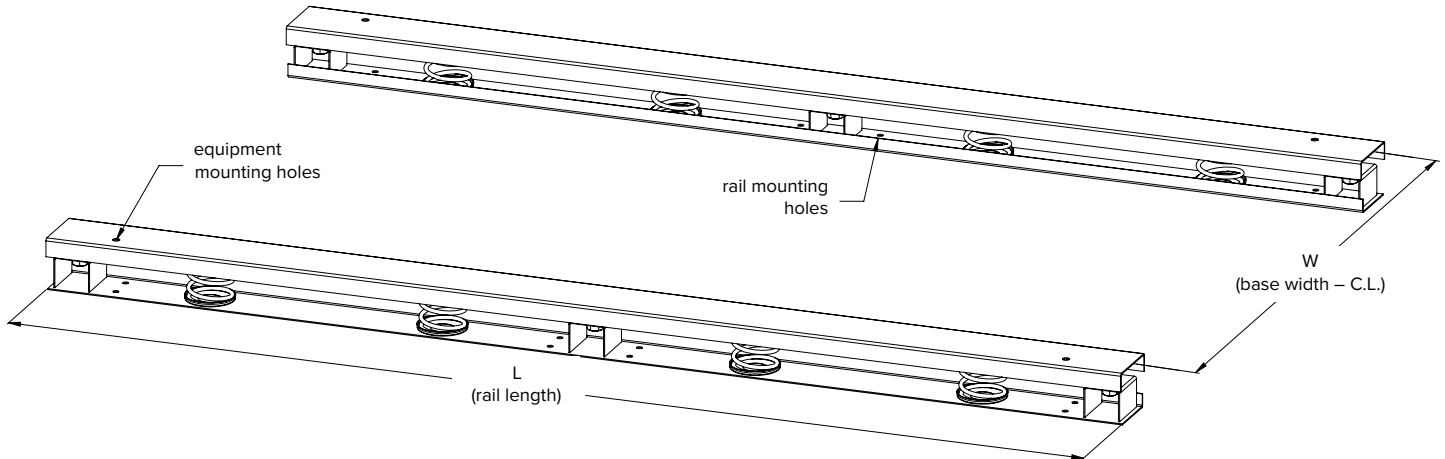
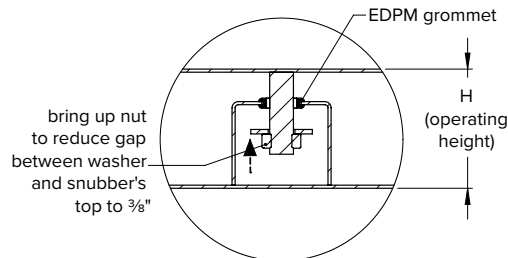
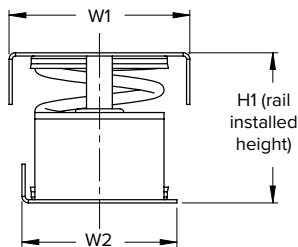


### FSR-TYPE 1



#### END VIEW



#### SNUBBER FRONT VIEW

#### NOTES

- This product is ideal for use with cooling tower and air handling units without lateral loads.
- Structural components are galvanized. Stainless steel rail with hardware is available upon request.
- Springs are powder coated.
- Hardware are zinc plated.
- The diagram shown is for reference only. Actual product may vary in appearance and dimensions depending on the requirements of the equipment supported.
- Rails over 10 ft (3 m) may come in multiple sections.
- Operating heights shown in table are approximate and may vary based on final site conditions.
- System design should account for any height variation between installed and operating conditions (e.g., use flexible connectors on pipe connections with equipment).
- Springs are laterally stable with minimum Kx/Ky ratio of 0.8.
- Maximum 35% additional travel are considered in rail design.

#### DIMENSIONS

Model	Spring Nominal Deflection		W1		W2		H Operating Height		H1 Installed Height	
	in	mm	in	mm	in	mm	in	mm	in	mm
FSR-1-1S	1	25	6 1/4	159	5 1/4	133	3 1/4	83	4 1/4	108
FSR-1-2S	2	51	7	178	6	152	4 3/4	121	6 3/4	171

Equipment			Rail Dimensions				Isolation
Manufacturer	Model	Operating Weight (lb)	Rail Qty per Equipment	Rail Model	L (in)	W (in)	Spring Nominal Deflection (in)

Project:		Tag:		Unit:	
Customer:		Dwn:	Chk:	Rev:	Date:
Consultant:		Comments:			
V-A Project No:					
V-A Project Manager:					